

Specification

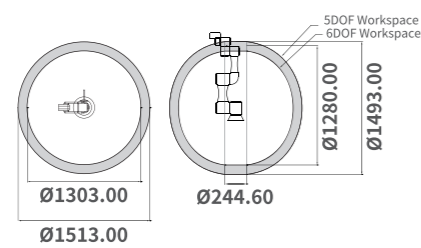


Model	TM5-700	TM5-900	TM5M-700	TM5M-900
Weight	22.1kg	22.6kg	22.1Kg	22.6Kg
Payload	6kg	4kg	6kg	4kg
Reach	700mm	900mm	700mm	900mm
Typical Speed	1.1m/s	1.4m/s	1.1m/s	1.4m/s
Joint ranges	J1	+/- 270°		
	J2,J4,J5	+/- 180°		
	J3	+/- 155°		
	J6	+/- 270°		
Speed	J1~J2	180°/s		
	J3	180°/s		
	J4~J5	225°/s		
	J6	225°/s		
Repeatability	+/- 0.05 mm			
Degrees of freedom	6 rotating joints			
I/O ports	Control box		Tool conn.	
	Digital in	16	3/4(by Reginal Model)	
	Digital out	16	3/4(by Reginal Model)	
	Analog in	2	1	
	Analog out	1	0	
I/O power supply	24V 1.5A for control box and 24V 1.5A for tool			
IP classification	IP54(Arm)			
Power Consumption	Typical 220 watts			
Temperature	The robot can work in a temperature range of 0-50°C			
Power supply	100-240 VAC, 50-60 Hz		DC24V/48V/20~60V (by Reginal Model)	
I/O Interface	3×COM, 1×HDMI, 3×LAN, 4×USB2.0, 2×USB3.0, 1×VGA(by Reginal Model)			
Certification	CE(by Reginal Model), SEMI S2(Optional)			
Variation Models	X: without hand eye camera, SEMI: SEMI S2 certified			
Robot Vision				
Eye in Hand (Built in)	1.2M/5M pixels, color camera			
Eye to Hand (Optional)	Support Maximum 2 GigE cameras			

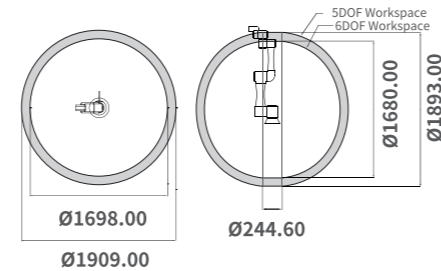


Model	TM12	TM14	TM12M	TM14M	
Weight	33.3Kg	32.6Kg	33.3Kg	32.6Kg	
Payload	12kg	14kg	12kg	14kg	
Reach	1300mm	1100mm	1300mm	1100mm	
Typical Speed	1.3m/s	1.1m/s	1.3m/s	1.1m/s	
Joint ranges	J1	+/- 270°			
	J2,J4,J5	+/- 180°			
	J3	+/- 166°	+/- 163°	+/- 166°	+/- 163°
	J6	+/- 270°			
Speed	J1~J2	120°/s			
	J3	180°/s			
	J4~J5	180°/s	150°/s	180°/s	150°/s
	J6	180°/s			
Repeatability	+/- 0.1 mm				
Degrees of freedom	6 rotating joints				
I/O ports	Control box		Tool conn.		
	Digital in	16	4		
	Digital out	16	4		
	Analog in	2	1		
	Analog out	1	0		
I/O power supply	24V 1.5A for control box and 24V 1.5A for tool				
IP classification	IP54				
Power Consumption	Typical 300 watts				
Temperature	The robot can work in a temperature range of 0-50°C				
Power supply	100-240 VAC, 50-60 Hz		DC 20V~60V		
I/O Interface	3×COM, 1×HDMI, 3×LAN, 4×USB2.0, 2×USB3.0				
Certification	CE, SEMI S2(Optional)				
Variation Models	X: without hand eye camera, SEMI: SEMI S2 certified				
Robot Vision					
Eye in Hand (Built in)	1.2M/5M pixels, color camera				
Eye to Hand (Optional)	Support Maximum 2 GigE cameras				

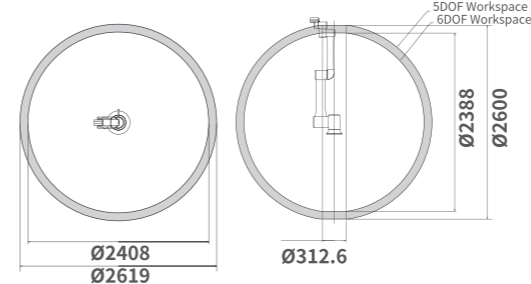
Operating Area



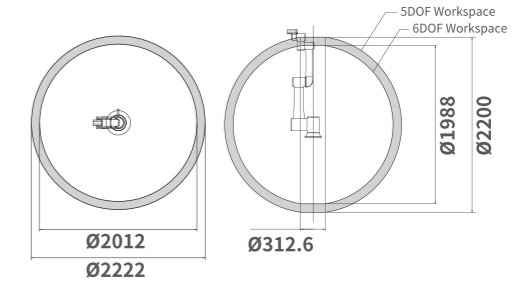
TM5-700, TM5M-700



TM5-900, TM5M-900



TM12, TM12M



TM14, TM14M